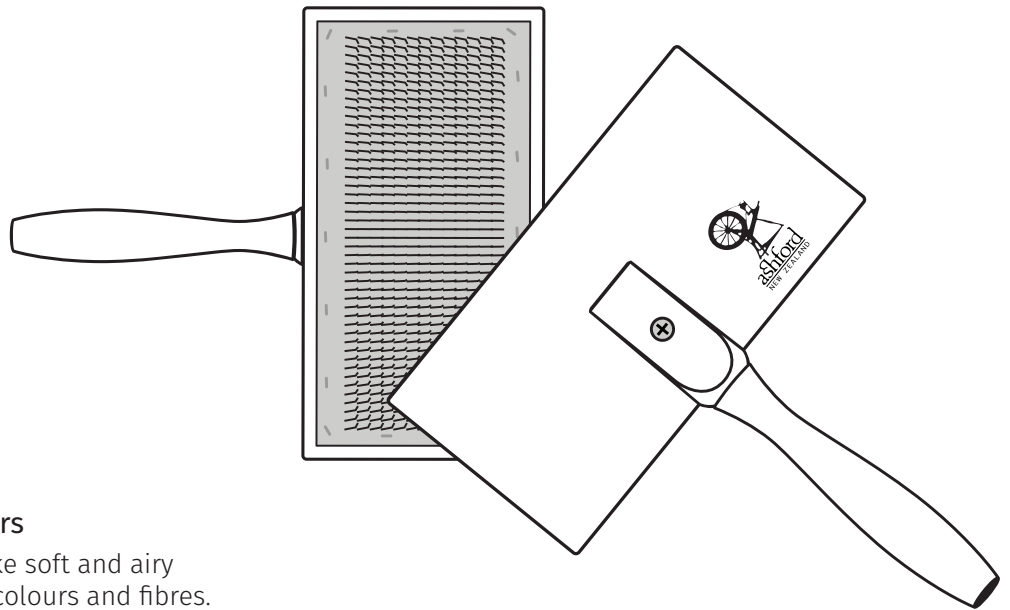


Hand Carder Small

72 point (Fine) and 108 point (Cotton - Super fine)

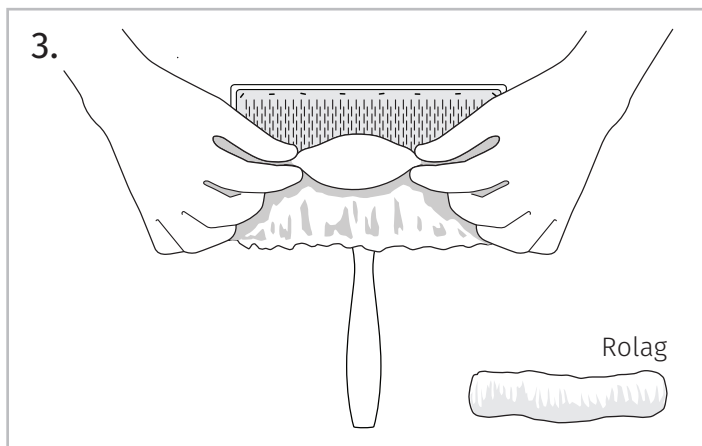

Assembly Instructions

Secure the handles to the batts with the screws provided, position as illustrated. Ensure that the screw heads are flush with the surface. Use wood glue for extra strength. Card some greasy wool when using these carders for the first time. This will condition the wire by applying a protective coat of lanolin. Use the sandpaper supplied to remove any sharp edges and corners.



Carding with Ashford Hand carders

Use the hand carders in pairs to make soft and airy rolags for fine spinning or blending colours and fibres.



1. Place staples of wool on one carder, with the cut end by the handle.
2. Hold the filled carder in your left hand using an underhand grip (*see diagram*). Hold the other carder in your right hand with an overhand grip and gently brush the fibre starting at the tips. Continue brushing gradually working up the fibre until the carders overlap completely. Repeat the process until all the fibre is transferred from one carder to the other and it is soft and airy.
3. Make a rolag by rolling the carded fibre from the top edge towards the bottom (handle end) and remove from the carder. Spin from one end.

HCS060825

Ashford Guarantee

Thank you for purchasing this Ashford product. In the unlikely event of a fault in manufacture, please contact the dealer you purchased it from.

Ashford Blog


For inspirational articles, patterns and projects. Subscribe for free www.ashford.co.nz/blog

MORE CARDING EQUIPMENT

Drum Carders

Ashford e-Carder 30cm Wide Dual Motor 30cm/12"

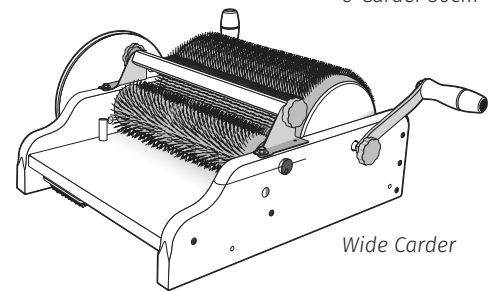
With two exceptionally powerful motors to enable fleece and sliver to be carded easily and effortlessly allowing you to prepare batts up to 150gms (5.5oz). It is ideal for spinners and felters. The variable speed gives flexibility and control when carding and blending. Use a lower/slower speed to card fleece. The controlled intake and carding will produce a smooth even batt ready for blending, spinning or felting. Use a higher/faster speed for re-carding a batt, blending sliver, colours and different fibre types consistently into an open and airy batt. The small drum has 36 point cloth to allow the fibres to transfer easily onto the large drum. The large drum has 72 point cloth.



e-Carder 30cm

Ashford Drum Carder 20cm/8"

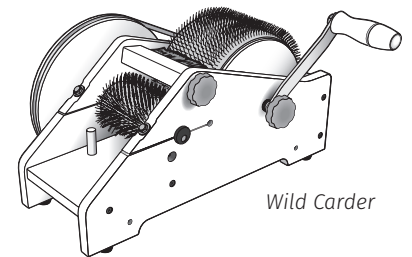
Our most popular drum carder has two ratios for flexibility and control when carding and blending. Use the 6:1 ratio to prepare your fleece. The controlled intake and carding will produce a smooth even batt ready for blending, spinning or felting. Use the 4:1 ratio to blend sliver, colours and different fibre types consistently into an open and airy batt. Choose versatile 72 point or superfine 120 point cloth.



Wide Carder

Ashford Wide Drum Carder 30cm/12"

With all the same features as the 20cm (8") drum carder but wider – allowing you to produce a massive batt. Great for production, the larger size allows for more consistency as you process your fibres. Versatile 72 point cloth.



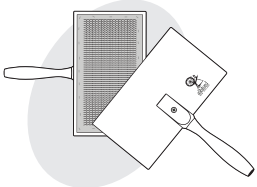
Wild Carder

Ashford Wild Drum Carder 10cm/4"

Affordable, compact and portable. This strong but lightweight single ratio drum carder is suitable for a wide range of fibres. Versatile 72 point cloth.

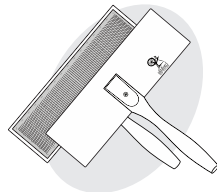
All Ashford drum carders include adjustable packer brush to smooth, control and pack more fibres onto the large drum, cleaning brush, awl (doffer) and clamps.

Hand Carders




Standard Hand Carder

Portable, light and easy to use. 72 point cloth or fine 108 point cloth.




Cotton Hand Carder

Card cotton and extra fine luxury fibres. Very fine 190 point cloth.



Flick Carder


Card individual staples of fibre to spin worsted yarns. 72 point cloth.



Blending Board

Blend fabulous fibres in your favourite colours. Large 30 x 30cm carding area. 108 point cloth.


Books



Ashford Book of Carding by Jo Reeve

This is a practical and inspirational guide to carding fleece, slivers and exotic fibres. Written for the hand spinner and felter, and everyone who loves fibre, there are sections on using flick, hand and drum carders, fibre and colour blending, colour theory and four

innovative projects. Step by step instructions and full colour photographs envelope you in a world of colour, texture and the endless possibilities of fibre.



The Ashford Book of Hand Spinning by Jo Reeve

Learn to hand spin with fibre artist Jo Reeve. Jo, the author of the very popular Ashford Book of Carding, has twenty-seven years of spinning experience and will show you how to spin from the beginning through to advanced techniques. Learn how to create unique yarns using different techniques and fibres and

make five easy projects using your handspun yarn. Step by step instructions and gorgeous colour photographs will take you on a new journey of creativity.

Ashford Handicrafts Limited

415 West Street, Ashburton 7700, New Zealand
Telephone 64 3 308 9087
sales@ashford.co.nz
www.ashford.co.nz

Ashford Guarantee

Thank you for purchasing this Ashford product. In the unlikely event of a fault in manufacture, please contact the dealer you purchased it from.

Ashford Blog

For inspirational articles, patterns and projects. Subscribe for free www.ashford.co.nz/blog